

Paper Reference(s) 4BI1/1BR 4SD0/1BR

Pearson Edexcel International GCSE (9–1)

Biology

Unit: 4BI1

Science (Double Award) 4SD0

Paper: 1BR

Tuesday 14 May 2019 – Afternoon

Time: 2 hours plus your additional time allowance

INSTRUCTIONS TO CANDIDATES

Write your centre number, candidate number, surname, other names, your signature and write in the paper reference for which you have been entered in the boxes below. Check that you have the correct question paper.

Centre No.					
Candidate No.					
Surname					
Other names					
Signature					
Paper Reference				/	1 B R



- Use **BLACK** ink or ball-point pen.
- Answer **ALL** questions.
- Answer the questions in the spaces provided – there may be more space than you need.
- Show all the steps in any calculations and state the units.
- Some questions must be answered with a cross in a box ☐. If you change your mind about an answer, put a line through the box ☒ and then mark your new answer with a cross ☐.

MATERIALS REQUIRED FOR EXAMINATION

Calculator, ruler

ITEMS INCLUDED WITH QUESTION PAPERS

Nil

INFORMATION FOR CANDIDATES

- The total mark for this paper is 110.
- The marks for **EACH** question are shown in brackets – use this as a guide as to how much time to spend on each question.

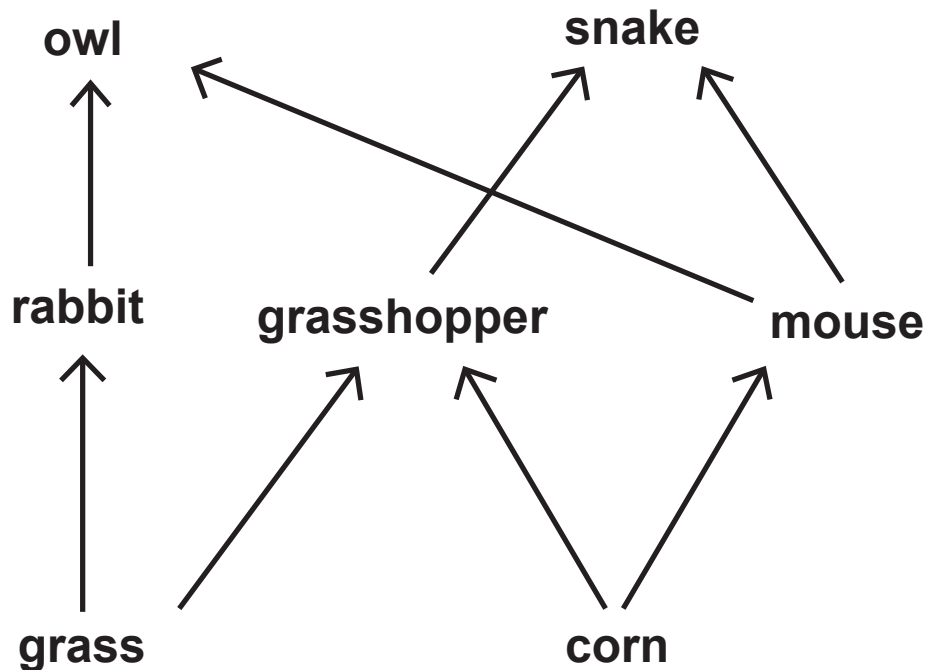
ADVICE TO CANDIDATES

- Read each question carefully before you start to answer it.
- Write your answers neatly and in good English.
- Try to answer every question.
- Check your answers if you have time at the end.

(Turn over)

Answer ALL questions.

1 The diagram shows a food web.



(a) Which of these organisms is a secondary consumer in this food web? (1 mark)

- ☐ A corn
- ☐ B grasshopper
- ☐ C mouse
- ☐ D owl

(Question continues on next page)

(Turn over)

(b) Explain why the grass in this food web contains energy. (2 marks)

(Question continues on next page)

(c) Explain why a large percentage of the energy in rabbits is not available for growth in owls. (3 marks)

This image shows a blank sheet of white paper with horizontal ruling lines. The lines are evenly spaced and run across the width of the page. There are no margins, text, or other markings on the paper.

(Question continues on next page)

(Turn over)

(d) The corn becomes infected by a fungus.

**(i) Explain how this fungus feeds on the corn.
(3 marks)**

(Question continues on next page)

(Turn over)

(ii) Which of these organisms will be hunted more often by predators when the corn is infected by a fungus? (1 mark)

☐ **A grass**

☐ **B owl**

☐ **C rabbit**

☐ **D snake**

(Question continues on next page)

(e) The snake does not chew the mice it eats.

It swallows each mouse whole.

Explain how this method of feeding affects the time taken for the snake to digest a mouse.

(2 marks)

(TOTAL FOR QUESTION 1 = 12 MARKS)

(Questions continue on next page)

(Turn over)

2 Scientists investigate the effect of pollution on the growth of plant shoots.

This is their method.

- expose a sample of 500 seeds to pollution
- leave another sample of 500 seeds free from pollution
- allow the seeds to germinate and produce shoots
- after one day, squash 100 shoots from each sample
- using a microscope, count the number of cells in each shoot

The scientists squash 100 shoots from each sample every day for five days.

The table shows their results.

Time after germination in days	Mean number of cells in shoot tissue $\times 10^3$	
	Exposed to pollution	Free from pollution
1	45	45
2	38	120
3	40	150
4	38	140
5	42	145


(Question continues on next page)

(Turn over)

- (a) On page 11 plot a line graph of this data on the grid.

Use a ruler to join the points with straight lines.
(5 marks)

(Question continues on next page)



(Question continues on next page)

(Turn over)

(b) What is the dependent variable in this investigation? (1 mark)

- ☐ **A germination rate**
- ☐ **B number of cells**
- ☐ **C pollution level**
- ☐ **D time after germination**

(c) The scientists conclude that pollution reduces the growth of shoots by affecting cell division.

(i) Name the type of cell division affected by pollution in this investigation. (1 mark)

(Question continues on next page)

- (ii) To make sure their conclusion is valid, the scientists control abiotic variables while the seeds are germinating.

Discuss two abiotic variables that the scientists control. (4 marks)

1 _____

2 _____

- (iii) State one biotic factor that the scientists should control. (1 mark)

(TOTAL FOR QUESTION 2 = 12 MARKS)

(Questions continue on next page)

3 The passage describes how plants respond to stimuli.

Complete the passage by writing a suitable word in each blank space. (6 marks)

Plant responses to directional stimuli are known as

_____.

Plant shoots respond to light coming from one direction

by growing _____ the light. This

is known as a positive _____

response. It is caused when a plant growth substance

called _____ diffuses away from

the light. This increases the rate of growth on the side of

the shoot furthest away from the light.

Shoots also respond to _____.

This is known as a _____

geotropic response.

(TOTAL FOR QUESTION 3 = 6 MARKS)

(Questions continue on next page)

(Turn over)

4 Fertilisers contain mineral ions to increase crop yield.

(a) Explain the role of the mineral ion nitrate in the growth of crops. (2 marks)

(Question continues on next page)

(b) These crops can be used to feed farm animals.

Mineral ions are absorbed by the animal's gut.

This is because mineral ions are (1 mark)

- ☐ **A small and soluble**
- ☐ **B small and insoluble**
- ☐ **C large and soluble**
- ☐ **D large and insoluble**

(Question continues on next page)

- (c) If the mineral ions are not absorbed, they are egested in the faeces.

The faeces of genetically modified (GM) farm animals contain less phosphate than the faeces of normal farm animals.

- (i) Some people catch fish from rivers near farm land.

Discuss why these people might support the genetic modification of farm animals.
(4 marks)

(Continue your answer on next page)

(Turn over)

(Question continues on next page)

(ii) Describe the role of enzymes in genetic modification. (2 marks)

(TOTAL FOR QUESTION 4 = 9 MARKS)

(Questions continue on next page)

(Turn over)

5 Arteries and veins are involved in the circulation of blood.

(a) How do arteries differ from veins? (1 mark)

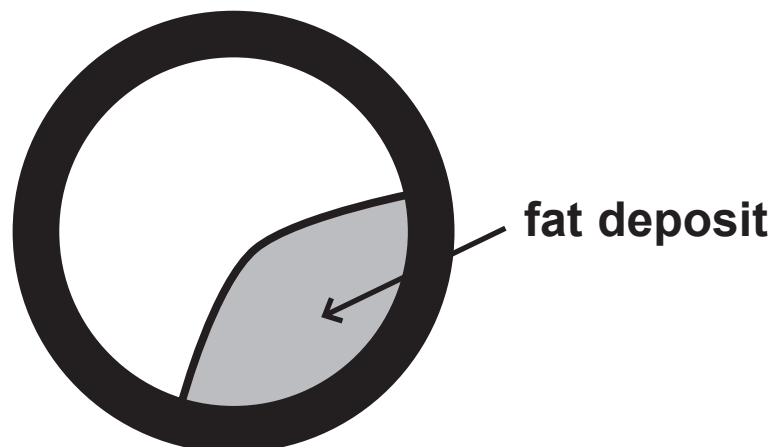
☐ **A arteries transport blood to the heart**

☐ **B arteries have a wider lumen**

☐ **C arteries contain valves**

☐ **D arteries have thicker walls**

(b) The diagram shows a section through a coronary artery from a person who has heart disease.



(Question continues on next page)

(Turn over)

- (i) Using measurements from the diagram, calculate the percentage decrease in the diameter of the lumen where the fat deposit is thickest. (3 marks)

percentage decrease = _____%

(Question continues on next page)

- (ii) Explain how the fat deposit would affect the type of respiration in the heart muscle.
(2 marks)

(Question continues on next page)

(c) A high fat diet increases the risk of heart disease.

Give two other factors that can increase the risk of heart disease. (2 marks)

1 _____

2 _____

(d) Small arteries in the skin have a role in homeostasis.

In an investigation, the diameter of a small artery in the skin is measured in a cold environment and then in a warm environment.

The blood flow in this artery is also measured.

The table shows the results.

Environment	Diameter of small artery in μm	Blood flow in cm^3 per minute
cold	280	0.50
warm	320	1.65

(Question continues on next page)

(Turn over)

Explain these changes in diameter and blood flow when moving from a cold environment to a warm environment. (4 marks)

[illegible]

(Continue your answer on next page)

(Turn over)

(TOTAL FOR QUESTION 5 = 12 MARKS)

(Questions continue on next page)

(Turn over)

6 Yoghurt is made when bacteria are added to milk.

These bacteria produce an acid that gives yoghurt its taste.

(a) Name a bacterium used to make yoghurt. (1 mark)

**(b) Name the acid produced when making yoghurt.
(1 mark)**

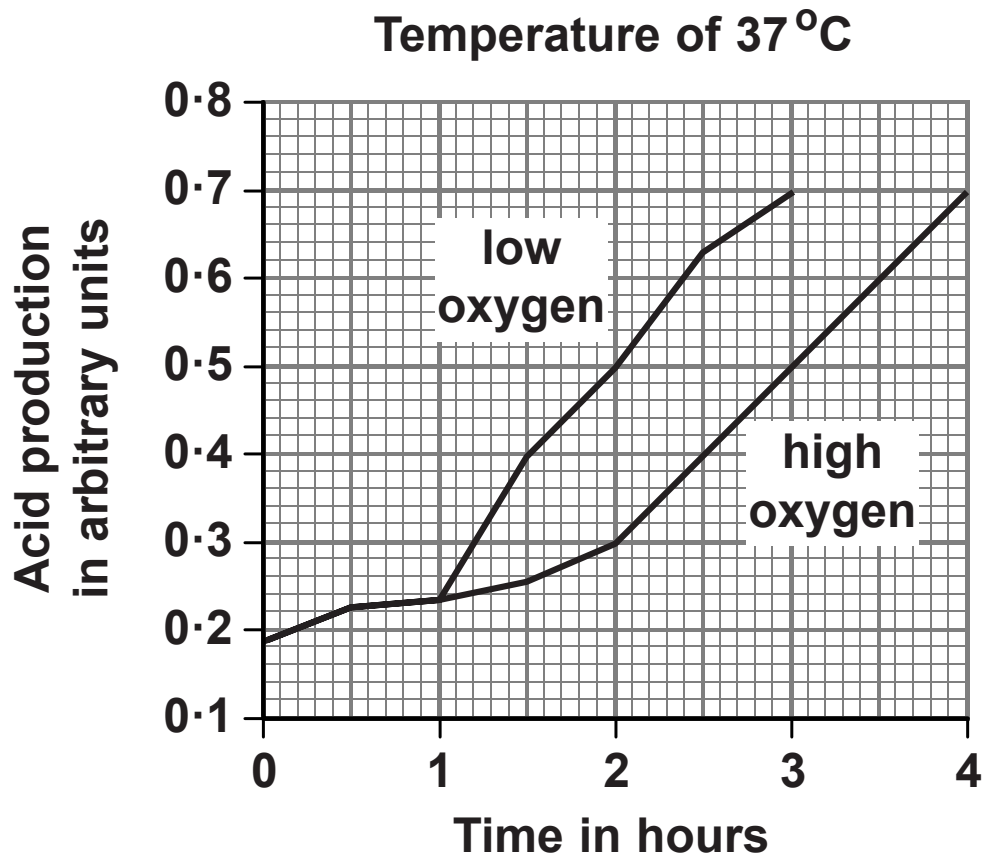
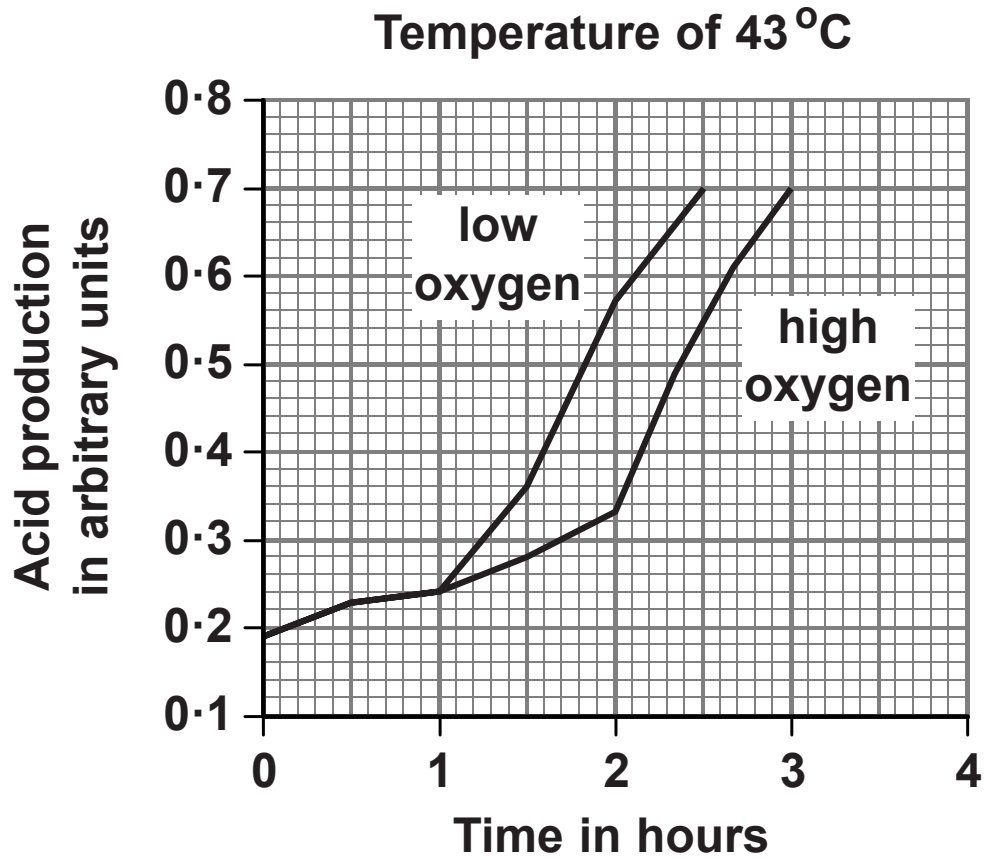
(c) A student investigates the production of acid when making yoghurt.

The student observes the effect of temperature and dissolved oxygen on acid production.

He uses milk kept in four different conditions.

- **at 43 °C and low oxygen**
- **at 43 °C and high oxygen**
- **at 37 °C and low oxygen**
- **at 37 °C and high oxygen**

The graphs on page 28 show the results of his investigation.



(Question continues on next page)

(Turn over)

- (i) Calculate the rate of acid production between 2 and 4 hours at 37°C and high oxygen.
(2 marks)

rate = _____ arbitrary units per hour

(Question continues on next page)

- (ii) Using information from the graphs, give three conclusions about the effects of temperature and the effects of dissolved oxygen on acid production in yoghurt. (3 marks)

1 _____

2 _____

(Continue your answer on next page)

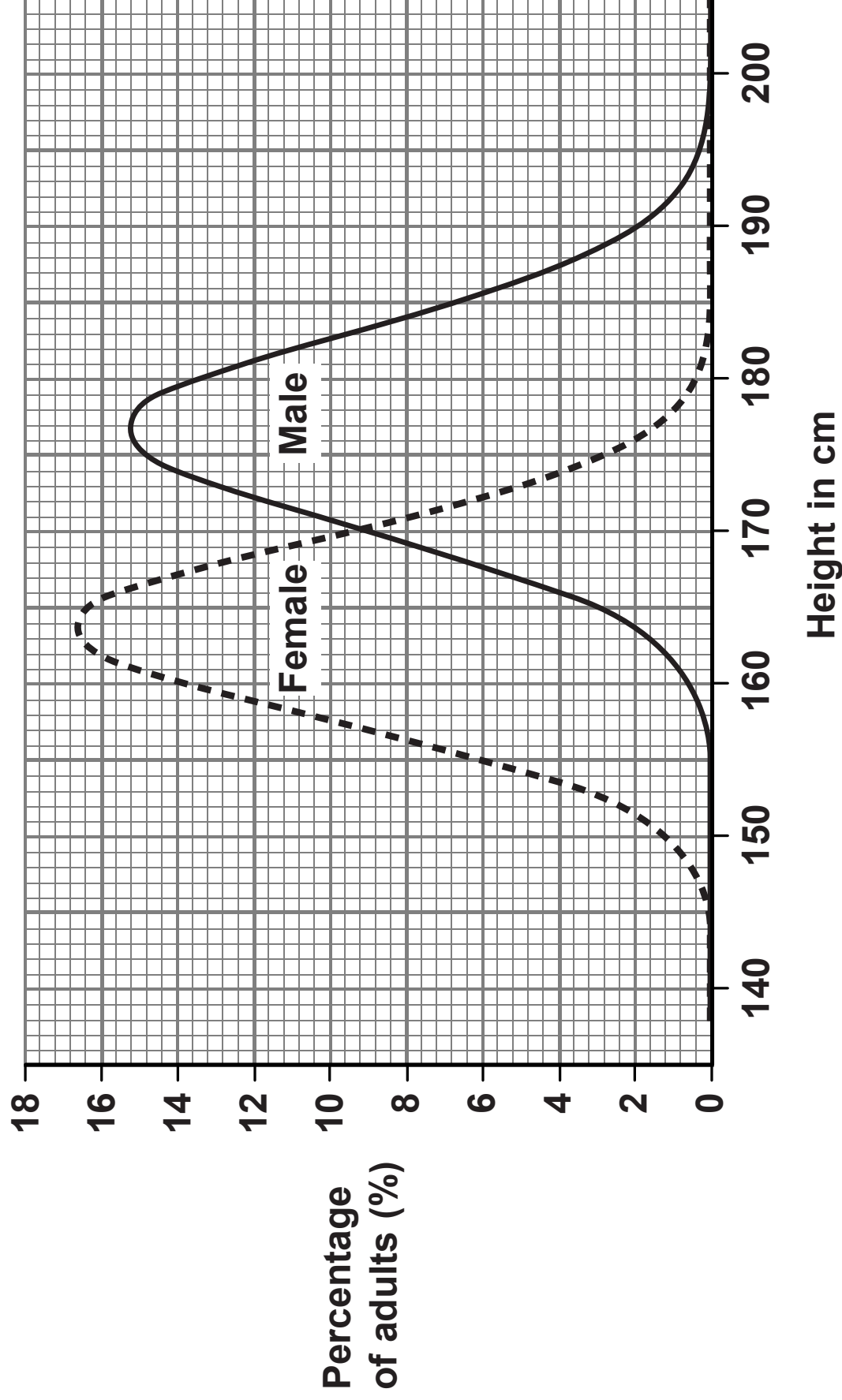
(Turn over)

3 _____

(TOTAL FOR QUESTION 6 = 7 MARKS)

(Questions continue on next page)

- 7 (a) The graph shows the height distribution in an adult population.



(Question continues on next page)

(Turn over)

- (i) Human height is under polygenic control.

State the meaning of the term **POLYGENIC**.
(1 mark)

- (ii) Using the graph, determine the mode and median heights for males and females.
(2 marks)

	Mode	Median
Females		
Males		

(Question continues on next page)

(iii) Suggest two reasons why the mean height for males is greater than the mean height for females. (2 marks)

1 _____

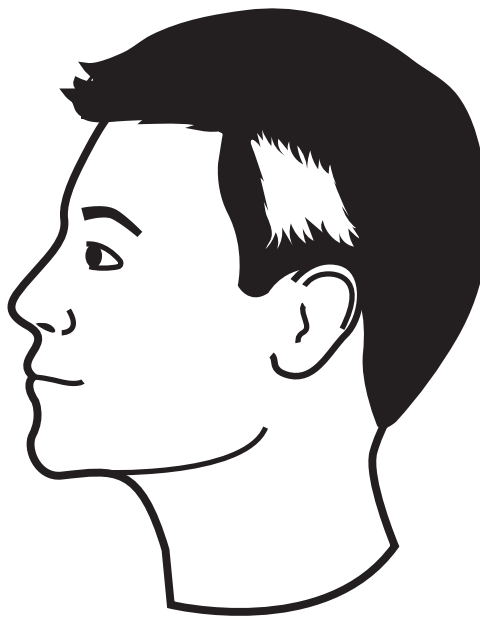
2 _____

(Question continues on next page)

- (b) Some genetic characteristics show a different pattern of inheritance to height.

One example of this is piebaldism. In this condition, a person has a white patch of hair.

The diagram shows a person with piebaldism.



Piebaldism is controlled by a single dominant allele.

A man with a white patch of hair and a woman with a white patch of hair have two children.

The first child was born without a white patch of hair.

The second child was born with a white patch of hair.

(Question continues on next page)

(Turn over)

- (i) Use your knowledge of genetics to explain the phenotypes of these children.

Use H to represent the allele for a white patch of hair and h to represent the allele for no white patch of hair. (4 marks)

(Question continues on next page)

(Turn over)

- (ii) Another condition, called vitiligo, produces similar symptoms to piebaldism but is not genetically controlled.

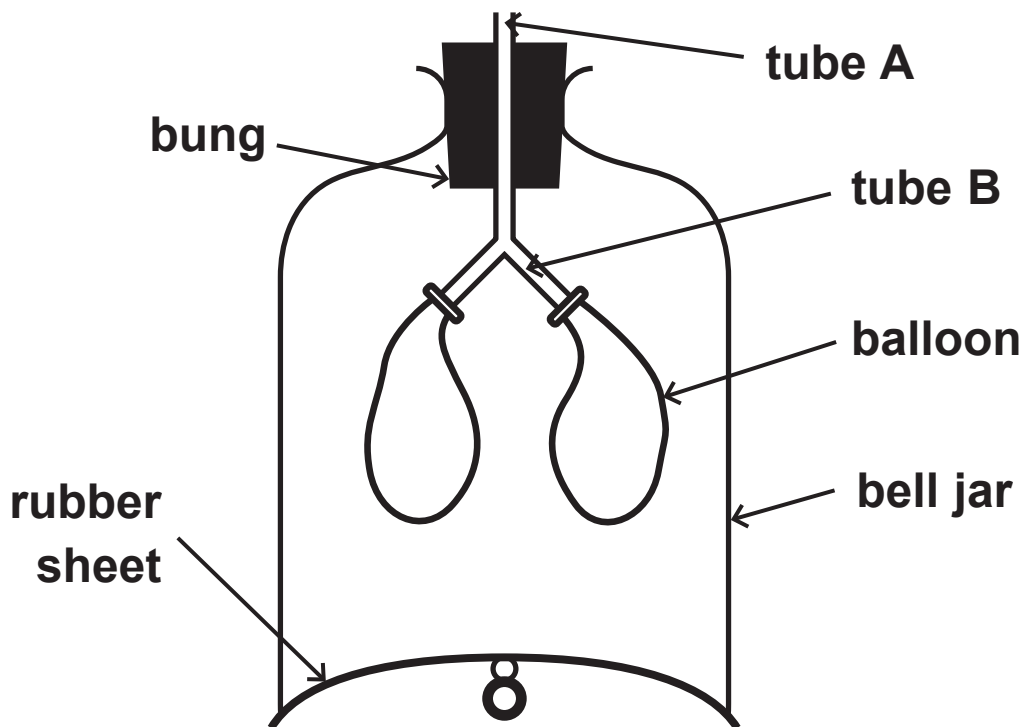
Suggest how a doctor could diagnose whether a new patient has piebaldism or vitiligo.
(2 marks)

(TOTAL FOR QUESTION 7 = 11 MARKS)

(Questions continue on next page)

(Turn over)

- 8 A teacher uses this bell jar model of the thorax to show the process of ventilation.



- (a) (i) State how the teacher could demonstrate breathing in using this model. (1 mark)

(Question continues on next page)

(Turn over)

(ii) Explain why the balloons inflate during this demonstration. (3 marks)

(Question continues on next page)

(b) Evaluate whether the bell jar model can completely demonstrate the process of ventilation. (4 marks)

[illegible]

(Question continues on next page)

(Turn over)

- (c) Some people have problems with their breathing system.

They struggle to breathe and can become breathless.

These people may use inhalers to reduce their symptoms.

The inhalers deliver drugs called bronchodilators into their lungs.

The photograph shows a person using an inhaler.



(Question continues on next page)

(Turn over)

- (i) Suggest how bronchodilators help these people to breathe. (2 marks)

(Question continues on next page)

- (ii) Explain why these people can become more breathless during exercise. (2 marks)

(TOTAL FOR QUESTION 8 = 12 MARKS)

(Questions continue on next page)

(Turn over)

9 Plants manufacture carbohydrates by photosynthesis.

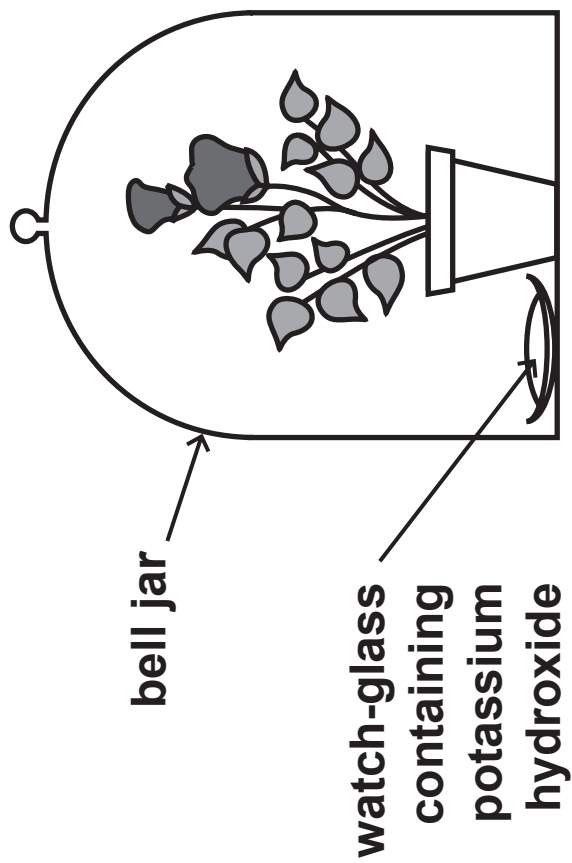
(a) Write the balanced chemical symbol equation for photosynthesis. (2 marks)

(b) A student investigates the need for light and carbon dioxide in photosynthesis.


This is his method.

- **keep three plants, X, Y and Z, in the dark for 24 hours**
- **place plant X in a bell jar with a watch-glass containing potassium hydroxide**
- **leave plants Y and Z exposed to the atmosphere**
- **place plants X and Y in the light**
- **place plant Z in the dark**

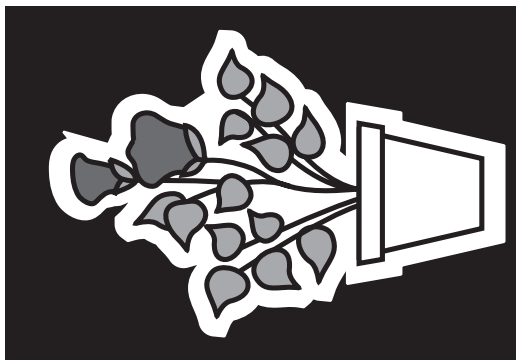
(Question continues on next page)



X



Y



Z

(Question continues on next page)

(Turn over)

- (i) Explain why the student keeps all three plants in the dark for 24 hours at the beginning of the investigation. (2 marks)

- (ii) State the function of the potassium hydroxide. (1 mark)

(Question continues on next page)

(c) The student tests leaves from plants X and Y for starch using iodine solution.

(i) What is the colour of the leaves from plant X after the test? (1 mark)

- ☐ **A white**
- ☐ **B orange**
- ☐ **C blue-black**
- ☐ **D brick red**

(ii) What is the colour of the leaves from plant Y after the test? (1 mark)

- ☐ **A white**
- ☐ **B orange**
- ☐ **C blue-black**
- ☐ **D brick red**

(Question continues on next page)

- (d) The student sets up another plant in the same conditions as plant X, but replaces the potassium hydroxide with water.

Explain why this improves the student's investigation. (2 marks)

(TOTAL FOR QUESTION 9 = 9 MARKS)

(Questions continue on next page)

(Turn over)

10 A balanced diet should include the correct proportions of each component.

(a) Two of these components are vitamins and minerals.

Describe the functions of the OTHER components of a balanced diet. (5 marks)

(Continue your answer on next page)

(Turn over)

(Turn over)

(b) Explain why a pregnant woman may need to take extra minerals and vitamins. (4 marks)

This image shows a blank sheet of white paper with horizontal ruling lines. The lines are evenly spaced and run across the width of the page. There are no margins, text, or other markings on the paper.

(Continue your answer on next page)

(Turn over)

(Question continues on next page)

- (c) People can be put into body mass categories by comparing their body mass to their height.

Categories include overweight, ideal weight and underweight.

The table shows the recommended daily energy requirement for each body mass category.

Body mass category	Recommended daily energy requirement per kg of body mass in kJ
overweight	84
ideal weight	126
underweight	167

- (i) Person A has a mass of 70 kg and is categorised as ideal weight.

Calculate the recommended daily energy requirement for person A. (1 mark)

energy requirement = _____ kJ

(Question continues on next page)

(Turn over)

- (ii) Person B has a mass of 80 kg but, because he is tall, he is categorised as underweight.

Person C also has a mass of 80 kg but, because he is short, he is categorised as overweight.

Calculate the percentage increase in the recommended daily energy requirement of person B compared to person C. (2 marks)

percentage increase = _____%

(Question continues on next page)

(Turn over)

- (iii) Explain why a person's body mass decreases if they do not have their recommended daily energy requirement. (2 marks)

(TOTAL FOR QUESTION 10 = 14 MARKS)


(Questions continue on next page)

(Turn over)

11 The diagram shows an insect called a wasp.

Wasps kill their prey by injecting a poison called venom through a small tube called a stinger.

Some scientists believe that the smell of venom attracts other wasps.



Design an investigation to find out if the smell of venom attracts other wasps.

Include experimental details in your answer and write in full sentences. (6 marks)

(Continue your answer on next page)

(Turn over)

(Turn over)

(TOTAL FOR QUESTION 11 = 6 MARKS)

**TOTAL FOR PAPER = 110 MARKS
END**